



OXajp WORK B TAUPE RECT.
120 X 120 / 48" X 48" P08/M



OQVbjp HIGH THICKNESS WORK B TAUPE RECT.*
90 X 90 / 36" X 36" N05/M

Ojp WORK B TAUPE RECT.
90 X 90 / 36" X 36" P09/M

OVbjp ANTI-SLIP WORK B TAUPE RECT.
90 X 90 / 36" X 36" P18/M



Oj MOSAICO WORK TAUPE
30 X 30 (5 X 5) / 12" X 12" K01/P



Xajp HEXAWORK B TAUPE
21 X 18.2 / 8" X 7" P03/M




Ojp WORK B TAUPE RECT.
60 X 120 / 24" X 48" P11/M

OVbjp ANTI-SLIP WORK B TAUPE RECT.
60 X 120 / 24" X 48" P01/M



Ojp WORK B TAUPE RECT.
60 X 60 / 24" X 24" P16/M

OVbjp ANTI-SLIP WORK B TAUPE RECT.
60 X 60 / 24" X 24" P02/M



Ojp WORK B TAUPE RECT.
30 X 60 / 12" X 24" P16/M

OVbjp ANTI-SLIP WORK B TAUPE RECT.
30 X 60 / 12" X 24" P02/M

*Espesor 20mm / thickness 0.8"

MADERA · WOOD **AGPiqp**



O WORK W NATURAL RECT.
30 X 120 / 12" X 48" P12/M

OVb ANTI-SLIP WORK W NATURAL RECT.
30 X 120 / 12" X 48" N24/M



O WORK W NATURAL RECT.
20 X 120 / 8" X 48" P12/M

OVb ANTI-SLIP WORK W NATURAL RECT.
20 X 120 / 8" X 48" N24/M



Xa HEXAWORK W NATURAL
21 X 18.2 / 8" X 7" P03/M



Xakp HEXAWORK MIX
21 X 18.2 / 8" X 7" N39/M

PELDAÑOS · STEPS **EGOUjqp**

DISPONIBLE EN TODOS LOS COLORES / AVAILABLE IN ALL COLOURS



Vb PELDAÑO RECTO ANT. C3 WORK B
33 X 120 / 13" X 48" K91/P

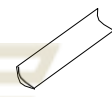
PELDAÑO RECTO C1 WORK B
33 X 120 / 13" X 48" K91/P



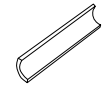
REMATE PELD. RECTO WORK B
3.2 X 33 / 1.5" X 13" K36/P

PIEZAS PISCINA · POOLS **EGOjqp**

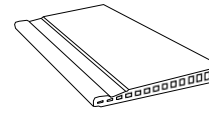
DISPONIBLE EN TODOS LOS COLORES / AVAILABLE IN ALL COLOURS



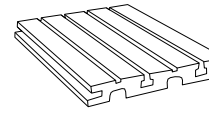
ARISTA WORK B
U 4 X 33 / 1.5" X 13" K29/P



U MEDIA CAÑA WORK B
4 X 33 / 1.5" X 13" K29/P



BORDE DESBORDANTE WORK B
UVb 28 X 66.5 / 11" X 26" K94/P



UVb REJILLA WORK B
24.5 X 24.5 / 9.4" X 9.4" K57/P



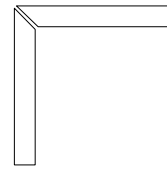
UÑA ARISTA WORK B
U 3 X 3 / 1.2" X 1.2" K06/P



U UÑA CAÑA WORK B
4 X 4 / 1.5" X 1.5" K06/P

RODAPIÉS · SKIRTING BOARDS **AGOPj**

DISPONIBLE EN TODOS LOS COLORES / AVAILABLE IN ALL COLOURS

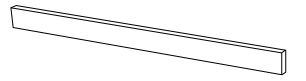


ZANQUIN RECTO WORK B
8 X 60 / 3" X 24" K09/P

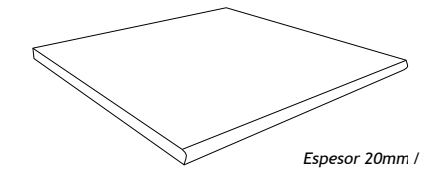
p ZANQUIN RECTO WORK B
8 X 60 / 3" X 24" K09/P



p ROD. WORK B
8 X 60 / 3" X 24" K24/P



p TABICA WORK B
15 X 120 / 6" X 48" K11/P



APQVb POOL EDGE HIGH THICKNESS WORK B
90 X 90 / 36" X 36" K93/P

Espesor 20mm / Thickness 0.8"

FLOORCELAIN



HIGH THICKNESS

20mm
0,8"




PELDAÑO RECTO WORK W NATURAL



BORDE DESBORDANTE WORK



REJILLA WORK



OXajp WORK B BIANCO RECT.
120 X 120 / 48'' X 48'' P08/M



OQVbjp HIGH THICKNESS WORK B BIANCO RECT.*
90 X 90 / 36'' X 36'' N05/M

Ojp WORK B BIANCO RECT.
90 X 90 / 36'' X 36'' P09/M

OVbjp ANTI-SLIP WORK B BIANCO RECT.
90 X 90 / 36'' X 36'' P18/M



OXajp WORK B CENERE RECT.
120 X 120 / 48'' X 48'' P08/M



OQVbjp HIGH THICKNESS WORK B CENERE RECT.*
90 X 90 / 36'' X 36'' N05/M

Ojp WORK B CENERE RECT.
90 X 90 / 36'' X 36'' P09/M

OVbjp ANTI-SLIP WORK B CENERE RECT.
90 X 90 / 36'' X 36'' P18/M



OXajp WORK B COAL RECT.
120 X 120 / 48'' X 48'' P08/M



OQVbjp HIGH THICKNESS WORK B COAL RECT.*
90 X 90 / 36'' X 36'' N05/M

Ojp WORK B COAL RECT.
90 X 90 / 36'' X 36'' P09/M

OVbjp ANTI-SLIP WORK B COAL RECT.
90 X 90 / 36'' X 36'' P18/M

*Espesor 20mm / thickness 0.8''



Oj MOSAICO WORK BIANCO
30 X 30 (5 X 5) / 12'' X 12'' K01/P



Xajp HEXAWORK B BIANCO
21 X 18.2 / 8'' X 7'' P03/M



Oj MOSAICO WORK CENERE
30 X 30 (5 X 5) / 12'' X 12'' K01/P



Xajp HEXAWORK B CENERE
21 X 18.2 / 8'' X 7'' P03/M



Oj MOSAICO WORK COAL
30 X 30 (5 X 5) / 12'' X 12'' K01/P



Xajp HEXAWORK B COAL
21 X 18.2 / 8'' X 7'' P03/M



Ojp WORK B BIANCO RECT.
60 X 120 / 24'' X 48'' P11/M

OVbjp ANTI-SLIP WORK B BIANCO RECT.
60 X 120 / 24'' X 48'' P01/M



Ojp WORK B BIANCO RECT.
60 X 60 / 24'' X 24'' P16/M

OVbjp ANTI-SLIP WORK B BIANCO RECT.
60 X 60 / 24'' X 24'' P02/M




Ojp WORK B BIANCO RECT.
30 X 60 / 12'' X 24'' P16/M

OVbjp ANTI-SLIP WORK B BIANCO RECT.
30 X 60 / 12'' X 24'' P02/M



Ojp WORK B CENERE RECT.
60 X 120 / 24'' X 48'' P11/M

OVbjp ANTI-SLIP WORK B CENERE RECT.
60 X 120 / 24'' X 48'' P01/M



Ojp WORK B CENERE RECT.
60 X 60 / 24'' X 24'' P16/M

OVbjp ANTI-SLIP WORK B CENERE RECT.
60 X 60 / 24'' X 24'' P02/M



Ojp WORK B CENERE RECT.
30 X 60 / 12'' X 24'' P16/M

OVbjp ANTI-SLIP WORK B CENERE RECT.
30 X 60 / 12'' X 24'' P02/M



Ojp WORK B COAL RECT.
60 X 120 / 24'' X 48'' P11/M

OVbjp ANTI-SLIP WORK B COAL RECT.
60 X 120 / 24'' X 48'' P01/M



Ojp WORK B COAL RECT.
60 X 60 / 24'' X 24'' P16/M

OVbjp ANTI-SLIP WORK B COAL RECT.
60 X 60 / 24'' X 24'' P02/M



Ojp WORK B COAL RECT.
30 X 60 / 12'' X 24'' P16/M

OVbjp ANTI-SLIP WORK B COAL RECT.
30 X 60 / 12'' X 24'' P02/M

CARACTERÍSTICAS TÉCNICAS · TECHNICAL CHARACTERISTICS

A PORCELÁNICO / PORCELAIN TILES
GRÉS CERÁME / FEINSTEINZEUG

P MASA COLOREADA / COLORED BODY
TEINTÉE DANS LA MASSE / DURCHGEFÄRBT

G MATE / MATT
MAT / MATT

q USO RECOMENDADO / RECOMMENED USE - RU5

FORMATO SIZE FORMAT VERPACKUNG	PZS/CAJA TILES/BOX PIÈCES/BOITE	M ² /CAJA SQM/BOX MÈTRES/BOITE	KG/CAJA KG/BOX KG/BOITE	CAJAS/PALLET BOXES/PALLET BOITES/PALETTE	M ² /PALLET SQM/PALLET MÈTRES/PALETTE	KG/PALLET KG/PALLET MÈTRES/PALETTE
120X120	1	1.44	34.92	36	51.84	1257
90X90	2	1.62	37.67	24	38.88	904
60X120	2	1.44	31.08	36	51.84	1119
60X60	3	1.08	22.00	40	43.20	880
30X60	6	1.08	23.94	48	51.84	1149
30X30	5	0.45	10.61	60	27.00	637
21X18.2	16	0.46	9.59	100	45.86	959

Para más información técnica, especificaciones e imágenes visite nuestra web y busque: Work

El embalaje de los artículos está sujeto a variaciones, para obtener el dato exacto y actual se recomienda consultar la web.

For more technical information, specifications and images, visit our website and search: Work
The packing of our items is subject to variations. To get the most accurate and updated information, we recommend to check the website.

Pour plus d'informations techniques, de spécifications et de visuels, visitez notre site web et recherchez : Work
L'emballage des articles est sujet à variation, pour obtenir les données exactes et actuelles il est recommandé de consulter notre site web.